

Serie Lucciola	Serie Architectural	Serie Halled	Serie Hyperion						Serie Cyclorama
30W Pinspot	50W Fresnel, PC, Profile	85W Downlight	100W Fresnel, PC, Profile	200W Fresnel, PC, Profile	300W Fresnel, PC, Profile	300W Followspot	700W Fresnel, PC, Profile	700W Followspot	300W Cyclorama

SOURCE

- 700W LED ARRAY
- For LUMINOUS FLUX and COLOR RENDERING INDEX (CRI) refer to the related table

HOUSING

- Highly resistant body in extruded aluminum and techno-polymer body
- IP 20
- Finishing: black (other RAL color on request)

ELECTRICAL

- Power consumption: 700W
- Power supply: 100-240 V – 50/60 Hz
- PF>0.94/230VAC PF>0.98/115VAC at full load

THERMAL MANAGEMENT

- Wide ventilation slots for better LED cooling with 3 selectable FAN MODE
- High efficiency heat pipe cooling system
- Ta max 40°C

CONNECTION

- Power connector: chassis PowerCON TRUE1 In/Out
- Additional cable: 2m H05RN-F cable with powerCON TRUE1 female cable connector
- DMX: XLR 5-pole In/Out panel connectors

OPTICS

- 230mm high-quality glass lens / AR coating
- Focus: manual
- Gobo size: B
- For beam angles refer to the related table

OPTIONS

- Not applicable

COMPLIANCE

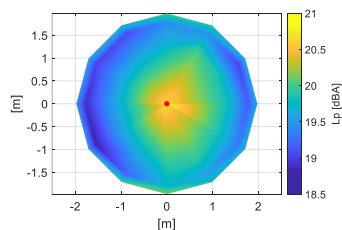
- CE
- EN 60598-1; EN 60598-2-17
- SSL Licensing Program
- Manufactured in Italy with Quality System ISO 9001:2015

NOISE LEVEL DATA (silent mode)

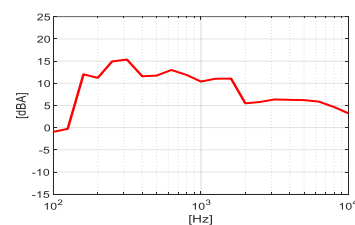
Conditions during measurements:

- Test in hemi-anechoic room
- Temperature: 22°C
- Relative humidity: 79%
- Radius of spherical measuring surface: 2m

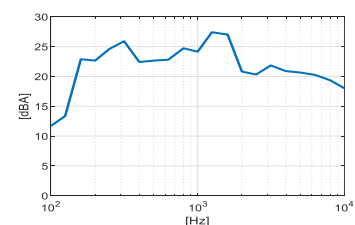
Diagram of Sound Pressure level L_p [dBA], the red point identifies the direction of maximum noise emission ¹



Sound pressure level spectrum [dBA] measured at maximum noise emission point



Sound power level spectrum L_{WA} [dBA]



Total sound pressure level L_p (0.1 – 10 kHz, ref. 2×10^{-5} Pa) at different distances²:

Distance	1 m	2 m	4 m	6 m
Sound pressure level LP	29.5 dBA	23.5 dBA	17.5 dBA	14.0 dBA

The total sound power level L_{WA} is equal to 33.7 dBA (0.1 – 10 kHz, ref. 1×10^{-12} W).

SOFTWARE FUNCTIONS

- ESD: 8bit or 16bit
- Up to 6 DIMMING CURVE Mark-II
- LED DELAY: from 0 to 2000ms
- PWM LED 500Hz-20KHz
- OUTPUT FREQUENCY in order to remove flickering
- 3 selectable FAN MODE
- SERVICE CHANNEL in order to control all the settings that are normally set from the fixture by using a console
- DISPLAY ROTATION and DISPLAY ON/OFF
- BOARD TEMPERATURE and CHIP TEMPERATURE in order to monitor how the fixture works Mark-II
- WIRELESS DMX ready Mark-II
- Hour-counter on single LED
- Storage and factory recovery
- Upgradable firmware via DMX/USB tool
- Advanced remote settings (RDM) for all parameters via DMX
- ERROR LIST in order to display errors that can occur

COLOR and CCT PRESETS

- 6way built-in manual colour changer

DIMENSIONS

Followspot	36 Kg	1440*420*400 mm
------------	-------	-----------------

¹The positive direction of X axis corresponds to the spotlight central axis and points in the direction of light emission.

²Estimated Sound Pressure levels starting from the one measured at the point of maximum noise emissions at 2 m.

Serie Lucciola	Serie Architectural	Serie Halled	Serie Hyperion						Serie Cyclorama
30W Pinspot	50W Fresnel, PC, Profile	85W Downlight	100W Fresnel, PC, Profile	200W Fresnel, PC, Profile	300W Fresnel, PC, Profile	300W Followspot	700W Fresnel, PC, Profile	700W Followspot	300W Cyclorama

DMX PERSONALITIES

White			
	1CH	3CH	6CH
	8 BIT	8 BIT	16 BIT
1 ch	DIMMER	DIMMER	DIMMER
2 ch		STROBO+STORE	DIMMER FINE
3 ch		SERVICE	DELAY
4 ch			FAN
5 ch			STROBO+STORE
6 ch			SERVICE

LIGHT OUTPUT

Model	Type	CT	(measure at)	CRI	TLCI	TM-30	Lumen	Beam	Lux	Ø Beam	Lux	Ø Beam	Lux	Ø Beam	Lux	Ø Beam	Lux	Ø Beam	Peak CD
FS HY LED 700	CW	5600K	5600K	97	97	94		7°	11.813	1,2	5.250	1,8	2.953	2,4	1.890	3,0	1.313	3,6	1.181.250
								14°	3.195	2,4	1.420	3,7	799	4,9	511	6,1	355	7,3	319.500
									10 m		15 m		20 m		25 m		30 m		

What is in the box

- Fixture
- 2m H05RN-F cable with powerCON TRUE1 female cable connector
- Safety instructions

Accessories

FIXTURE

- Rotatable gobo-holder type B **PGB HY 700**
- Tripod stand (low), 28mm DIN receiver, adjustable with lazy leg **BS**
- Attachment DIN spigot to 10 MA with plate (for BS and AS stand) **DIN P 10**
- Set of 3 wheels with brake **RF**

MOVEMENT SYSTEM

- Not applicable